

Syracuse Thunderbirds Aero Radio Society



Plane Propwash



June 2015

Charter 473

The Next General Meeting will be July 8th, at 7:00 at STARS Field.

2015 Officers

Ken Kadish, President
Dan Williams, Vice President
Bob Rowe, Treasurer
Jeff Wolsley, Secretary
Peter Seiffert, Safety Officer

Directors:
Chuck LeVine, 2011-2013
Peter Seiffert, 2007-08
Herb Moore, 2014

Volunteer Staff:
Jeff Wolsley, Propwash Editor
Michael Graham, SYG Administrator/Club Historian
Paul Volcko, Webmaster
David Jewell, Field Committee
Ralph Goldstrom, Facebook Admin

The next STARS meeting will be at the STARS Field, July 8th, at 7:00. As a reminder, the meeting is always the second Wednesday of the month. The STARS meetings will be at the field until fall.

Summer is officially here!

Summer is here, and unfortunately, so is the rain and wind. Not exactly flier friendly, but there are few alternatives.

With that uplifting preface, Helijam 7 took place on June 27 under the threat of torrential rain...it didn't materialize until mid-afternoon, and the 50 or so attendees enjoyed both a slightly windy day of flying and some tasty treats from the STARS kitchen. The Club realized a moderate profit from the sale of food and tee shirts.

Thanks to Ellen Steele for her culinary skills at the grill, an especial thanks to Paul Volcko and Dan Williams for organizing the event, the Field Committee for their tireless work in keeping the field in A-1 condition, and to those members who volunteered their time and efforts for both the setup and takedown.

As you may have noticed, the field has two new web cameras which now provide a sharp panoramic view of the field...thanks to Paul Volcko for his efforts in getting this important

feature of the STARS website implemented and improved.

Just as a reminder, the STARS CPR course is scheduled for July 20, 2015 at 6:30 pm at the field. If you have not already indicated your interest is attending, it is definitely not too late.

Also, planning has begun for the 36th Annual Model Airshow on September 6, 2015.

As many of you may have heard, AMA dues will be increasing next year. The increases range between 28% and 35% as announced in the July issue of Model Aviation magazine. There is a window between July 1, 2015 and September 14, 2015 during which members may renew for one or two years at the current dues level. You may wish to avail yourself of this money saving opportunity.

That's it for this month. Fly often and fly safe!

Ken

Secretary's Report: Jeff Wolsley

The June 2015 STARS regular meeting was called to order at 7:01. There were 14 Open Members, 4 Associate, 0 guest, and 0 youth members in attendance.

Secretary's Report:

The Secretary's Report from the May news letter was approved. Motion to approve by Chuck LeVine and 2nd by Dave Jewell. Carried.

Treasurer's Report: Bob Rowe

The Treasurer's report was approved. Motion to approve by Chuck LeVine and 2nd by Mike Graham. Passed.

Committee Reports:

Field Committee: Dave Jewell

All tractors have had their maintenance and are running. Gas should be the only expense from here on this season. The excellent field condition was commented on by President Ken Kadish.

AMA: Peter Seiffert

Peter was absent.

New AMA member special is 25% off until 12/31/15.

Safety Report: Peter Seiffert

No safety report given- Don't feed the props!

Flight School: Bob Rowe

Fixed Wing: Bob Rowe- 7-8 students per week. One has already qualified.

Heli: Chuck LeVine- Low attendance was noted.

STARS Web Site: Paul Volcko

The computer has had a couple of issues but seems to be okay now. New cameras are on the way.

Please view the field cam at:

<http://www.amadistrictiistars.org/>

<http://www.amadistrictiistars.org/scam.html>

This is an infrared cam so you can see some activity at night.

Old Business:

HELI JAM:

HeliJam is June 27th. Setup is Friday June 26th starting no later than 6:00pm. It will take approximately 1.5 hrs. Volunteers are needed for setup. Setup includes putting up the banners, pennant flags, painting the field lines, PA system, readying the club house for vending, etc.

There are 25 pilot registered, 3 currently pending. The T-shirts have been ordered/here.

Need show volunteers for cooking, food, and ice, parking, etc.

Please contact [Paul Volcko](#) or [Peter Seiffert](#) to volunteer for setup and/or show participation.

Future Planning:

Fence- Fix what's there.

Driveway run-a-crush- Bob Rowe New stone is down. More on the way.

New window for the original part of the club house are on the way.

Club house drainage is under investigation. Differing opinions on where the water is coming from and how to get rid of it.

AED/CPR-

We received a 119.99 field grant from the AMA. The exact use to be determined. Proceeds from the 2015 events were earmarked to go toward the purchase of a refurbished AED device.

CROP SHARE-

All signed up. Paperwork filed.

Big Bird Giant Scale:

The giant scale group will meet on 05/20/15 for the first formal gathering. It will be held regularly the 1st and 3rd Wednesdays through September.

Control Line:

Mike O'Neil will coordinate events at the field.

Mike has a DVD of Joe Nall Week to loan out. Contact Mike if you are interested in borrowing it. [Mike O'Neil](#)

Facebook:

The STARS now have a Facebook page. There are 52 members at this time.

New Business:

Airshow:

The Airshow is coming September 6th. Start thinking about this event.

Adjournment:

The June regular monthly meeting of the STARS was adjourned at 7:22pm.

Secretary, Jeff Wolsley

After the Meeting Show and Tell

No after the meeting show and tell.

Safety Officer Report: Peter Seiffert

See the included IMAA Big Bird Safety Checklist in the news letter. Please visit the AMA website and review the AMA safety rules.

Calendar of Events for May- July (and beyond) Events: *Editor's Note- Also watch your e-mail for sudden changes to events like cancellations or re-scheduling due to weather.*

May 7- STARS Fixed Wing Flight School
starts STARS field 5:30

June 3 and 17 - Big Bird (Formerly IMAA)
STARS Field

June 27 STARS 7th Annual HeliJam [STARS
web page](#)

July 18 RCCR-VR/CS Hal DeBolt mem. Fly
In rccr1957.com

July 18-19 Sayre Valley RC Fun Fly and
Contest valleyrcpa.com/

**July 20 STARS CPR CLASS 6:30 at the field.
15.00 per person. Please contact
[Ken Kadish](#) now, if interested**

August 1-2 EPA John Maggs Mem. Fun Fly.

August 8-9 Binghamton Arrows Giant Scale
Fun Fly

Sept. 6 STARS Airshow

**Indoor activities will be winding down. Look
for additional indoor events and updates to
indoor flying schedules!**

MoST Scheduled Events- The MoST has cancelled the demonstrations due to a conflict with an exhibit they have. Hopefully they will consider rescheduling. Stay tuned...

Indoor helicopter flying at Walt's- 5:00-8:30 Wednesdays. There is a 5.00 landing fee. For any additional information contact Walt's HobbyTown 453-2291

Camillus Indoor Aviators (CIA) indoor flying at First Baptist Church located at 1960 State Route 5 in Elbridge Tuesday and Friday 6:00 to 9:00 and the first Saturday of each month 4:00 to 9:00 (2.4GHz only)

Flight Schools- IT'S NEVER TOO LATE TO JOIN ONE OF THE FLIGHT SCHOOLS

Heli and Multicopter night begins April 21st. Fixed wing preflight check in April 23 at the STARS Field. Fixed wing night starts May 7th.

Big Bird- The big bird flyers will meet the 1st and 3rd Wednesdays of each month through September

Please visit the AMA DistrictIII website or the Event Section in the back of Model Aviation for additional information on these and other event

IMAA Big Bird Safety Checklist

Balance

Is the longitudinal center of gravity (for and aft) within the range shown on the plans?
Is the model balanced laterally (side to side)?

Alignment

Are all the flying surfaces at the proper angle relative to each other?
Are there any twists in the wing?
Do the wings and removable tailplane seat properly on the fuselage everytime?
Is the engine set at the proper thrust angle as shown on the plans?

Control Surfaces

Are all control surfaces securely attached? (i.e., hinges glued, pinned). Pull on each one to test.
Are the control horns secured to the model?

Control Linkages

Have all the linkages been checked to be sure they are secure?
Are the clevises closed? (Keepers or fuel tubing should be fitted to ensure they stay closed)

Engine / Motor Mount Security and Operation

Are all engine mount screws tight, including mount to bulkhead if applicable?
Are the propeller bolts and/or spinner tight? If a single nut, is there a safety nut as well?
Does the throttle work without binding?
Does the throttle trim tab shut down the engine?
Has the propeller been balanced and checked for damage?
Are the propeller tips painted a contrasting color? (while not essential it makes the propeller much easier to see)
Has the engine been thoroughly test run? (engine idle and throttle up properly)
Is the fuel tank installed correctly? (i.e., carburetor at the same height as fuel tank, fuel tank clunk in proper position and moving freely, fuel lines in good condition and connected to the engine correctly)

Radio Equipment

Are the receiver and the battery securely mounted and padded with foam to protect from vibration and shock?
Are all the electrical connectors secure?
Is the receiver's antenna fully extended and in good condition?
Are the batteries charged and in good condition (check under load with a volt meter if unsure)?
Are all servo securely fastened to the rails or trays?
Are servo arms firmly attached with screw in place?
Are all push rods firmly secured in servo arms (again keepers or fuel tubing should be fitted)?
Are the control throws in the correct direction with proper amount of deflection (as per plan)?
Rudder & tailwheel: Left stick should move the rear of the rudder and tailwheel to the left.
Nosewheel: Left stick should move the front of the nosewheel to the left
Aileron: left stick should move left aileron up and right down.
Elevator: Pulling back on the stick should move the back of the elevator up.
Canard: Pulling back on the stick (elevator) should make the front of the canard move up
Throttle: With trim set fully forward, pushing the stick forward should open throttle fully. With trim set fully backward, pulling the stick back should fully close the throttle.
Has a full range check been performed? (see below)

Undercarriage (where fitted)

Is the undercarriage firmly attached to airframe and the wheels securely retained?
Does aircraft taxi in a straight line?

General

Is the covering tight with no visible signs of damage?
Are the retaining bolts in place and secure?
Are any hatches, cowls and canopies secure?
Are all components structurally sound?
Are your name and contact details marked on the model somewhere easily visible? (in case it's lost)

Range Checking the radio

Verify frequency is available and mark it as yours if necessary.
Turn on transmitter check the correct model is selected (if applicable) and then turn on the receiver.
Important: make sure the transmitter aerial is down fully.
Ask someone to help and walk away from the model until signs of loss of control are apparent. If electric powered ensure that the range is not worse with the motor running.

Before EVERY flight:

Check the receiver battery pack to ensure enough charge for the flight intended.
Check for damage and the control throw direction of all surfaces.

Advertisements:



Open 10-7 Tuesday thru Sunday.

315-532-6826

www.mexairrc.com

www.facebook.com/mexairrc

Winner of AMA 2015 Hobby Shop Award
for signing up new AMA members.

FOR SALE:

Please contact Syd Marsden (smarsden@optimum.net or 551-427-8096)

Here is a list of what is there, the first 4 are used engines

ok cub .049x

cox .049 (I think)

.049 wen mac mkII

cox .049 black widow (I think)

Next is a McCoy 35 that is mounted on a test stand with a tank mounted on it, but it is very clean maybe has not been run.

the next 4 it looks like were removed from the box and the muffler was attached and a prop put on it then left to sit. actually one did not have the muffler attached but is there.

Magnum XLS 36



cs 36

enya ss 25

enya ss 25 bb

this last one is still in the box with the packing foam

fox 35 stunt, 50th anniversary. Take care Syd



FOR SALE:

Please visit the Southern Tier RC Swap Shop. Dan Luchaco has included me in his mailing list. This is the current edition-

June 11th 2015.pdf

All contact information is included with the ads.

If you want to list modeling items for sale, R/C services offered, or a really neat R/C web site, this would be a good spot. Free for members. Send your advertisement by e-mail to jwolsley@verizon.net. Please put STARS ADVERTISEMENT in the subject line.

Links-

New website to check out- <http://www.flyboyzblog.com/>

This site has articles pertaining to both full scale and model aircraft. Check it out.

how to build a rc jet B-1 Bomber # 173 pt 1

hornitpilot 404 videos Edit Subscription



A REALLY COOL WEBSITE- Thanks to former STARS member Rick Colvin for pointing this out at the June 2009 meeting-

For those of you who ever wanted to learn how to make a fiberglass plug and molds, this is the guy to check out. Even if the plane in the project doesn't interest you, the education from the process may. Bob Moore (B1 Bob) takes you through each process step by step, including the "Bob-o-neeredo" parts. He shows you how to make professional looking parts in his garage workshop. This includes carbon fiber composite parts as well as the use of light weight foam to produce so really impressive light weight but very strong parts. He shows all- the good and the bad, so you get to learn right along with him. If the YouTube hyperlink doesn't work, copy the following URL into your browser line and click go. It's over 3000 videos. Bob has recently started a new kit that he will be selling to help fund the

new/improved B-1. He is also making custom parts for other modelers to correct or repair their composite jets. The original B-1 is for sale on RC Universe. Bob promises that he will be starting on the improved B-1 this winter. How To Build A B-1 Bomber 10 Minutes At a Time. http://www.youtube.com/watch?v=HqTKJU6PlkA&feature=channel_page
This is the link to the web site- <http://www.b1modelproject.com>

Howard Blair found an interesting video from YouTube on micro flight
<http://www.youtube.com/watch?v=fuoFA2fKjEo&feature=fvst>

Tom Catalino pointed out this site recently. An excellent site for Lipo battery info-
<http://sites.google.com/site/tjnguytech/charging-how-tos/balance-connectors>

Peter Seiffert sent along the following web site- www.servodatabase.com/servos/all

Mike Graham has a torque conversion chart-



Servo Torque
Conversion Chart.pdf

Arming Switch Information-

AMPD- Arming The Big Boys, by Greg Covey November 2007
http://www.rcuniverse.com/magazine/article_display.cfm?article_id=950

RunRyder- How To Make A Spark Arrestor for an ESC by Lucien Miller
<http://www.helifreak.com/archive/index.php/t-289393.html> look down to the post from gbidwell from 4-24-2011 0601am. That's the exact article that I have from RunRyder.

Note- Many of the newer ESC's have a built in spark arrestor. If you still see and hear the spark, this is a good idea to save the plugs.

The Link for the AMA is:

<http://www.modelaircraft.org/>

The link for the AMA DII Calendar is:

<http://www.amadistrictii.org>

The link for the club yahoo users group is:

http://groups.yahoo.com/grjwoup/stars_club_members/ (Don't forget to sign in)

The link for the STARS club home page at DII is

<http://www.amadistrictiistars.org/>

The link for the STARS club web cam is:

<http://www.amadistrictiistars.org/scam.html>

The Propwash News Letter is also available at YAHOO GROUPS. The current news letter and previous years/months are viewable and printable from there.

Please contact Mike Graham tanjmg82@aol.com to join the STARS Yahoo group. Send Mike an email asking to join from your preferred email account. Mike will then reply with an invite to join the group. The invitation contains the links and instructions necessary to join.



STARS Field Satellite photo

S.T.A.R.S.

Flight Training Program

2015



When?

Every Thursday evening from 5:30 PM to Sunset
May 07, 2015 through September 10, 2015

Where?

At the S.T.A.R.S. field in Phoenix, New York
649 County Route 12, Pennellville, NY 13132
N43.23696, W76.24550

Who?

Anyone wanting to learn to fly powered R/C model airplanes!! You do not have to be a Club member and all lessons are free. Each student must furnish his/her own plane and radio equipment and also must hold a current membership in the Academy of Model Aeronautics aircraft association in order to fly.

PreFlight Workshop

HELD AT THE STARS FIELD
Thursday April 23, 2015 at 7 PM

Interested?

Contact:

SENIOR FLIGHT INSTRUCTOR: Bob Rowe (474-8428)

Syracuse Thunderbirds Aero Radio Society

Phoenix, NY

Charter 473



S.T.A.R.S. 2015 Helicopter & Multirotor Night

*All skill levels welcome, but must be an AMA member to fly
and provide your own outdoor capable Heli or Multirotor.
Build help and flight instruction available.*

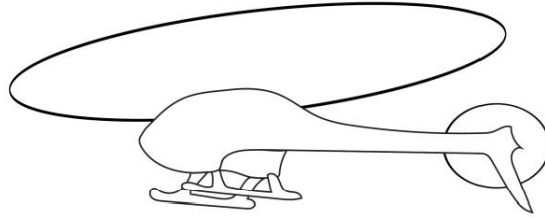
**Tuesday evenings - April 21 to October 13
5PM until Dusk**

Come out and join us for fun, food and good flying

7th Annual

CNY Heli Jam

June 27, 2015



Hosted by

S.T.A.R.S.



Sponsored by



PILOT REGISTRATION FORM

R/C Helicopter Fun Fly

June 27, 2015 10AM – Until ?

S.T.A.R.S. Field 649 County Route 12, Pennellville, NY 13132

Pilot Name: _____

Address: _____

AMA #: _____

E-Mail: _____ Phone: _____

Pre Registration Fee \$10.00 due by 6/5/15 (This is to reserve a shirt)

Registration at field: \$15.00

Official T Shirt : ___M, ___LG, ___XL, ___XXL, ___3XL (One per pilot)

Total: _____ Make check or money order payable to S.T.A.R.S.. *Please don't send cash! Please print this form and mail check or money order to:*

S.T.A.R.S.
c/o Paul Volcko
5237 Kasson Rd.
Syracuse, NY 13215

Will you need an overnight camping space? We have space for a few. *NO HOOKUPS*. Let us know.



RCCR and VR/CS are proud to host the third
**Hal “Pappy” deBolt In-Memorial
Fly-in**

When: July 18, 2015
(Rain Day July 19)

Where: Hasman Field, 5252 W. Ridge Road (Route 104), Rochester, NY
For map go to: <http://rccr1957.com/fields/hasman.html>

What Time: 9:00AM to 5:00PM

Who Can Enter: **ANYONE** having a vintage R/C Model and an AMA License.
Preferably, the model should be listed on the eligible VR/CS List.
Look at www.vintage.rcsociety.org

Come and join us for the Fly-In in memoriam of one of the greatest modelers and entrepreneurs of modeling history, Hal “Pappy” deBolt. Entries are open for All Vintage Radio Control aircraft, preferably as listed in the eligible list on the VR/CS website. Lunch will be available on site.



- We will have four formal events:**
1. Hal deBolt “Champ” Concourse
 2. VR/CS Concourse
 3. VR/CS Rudder Only
 4. “Champ” Mass Launch



Come join/fly with us on this rare occasion to see radio control model history back in the air.



For Info contact Giuseppe (Beppe) Fascione,
beppedapisa@gmail.com , Ph: 571-358-2558

There is no entry fee: everybody is welcome to attend the reunion.



43rd Annual AMA Sanctioned
FUN FLY & CONTEST
Sat. & Sun. JULY 18-19, 2015



9am to 4 pm
VRCMC FIELD
ROUND TOP PARK
off RT. 220, south of Athens, Pa.



Expert-Sportsman-Junior Classes
or Just Fly For Fun !

AMA (or MAAC) Required

Trophy & Merchandise Awards

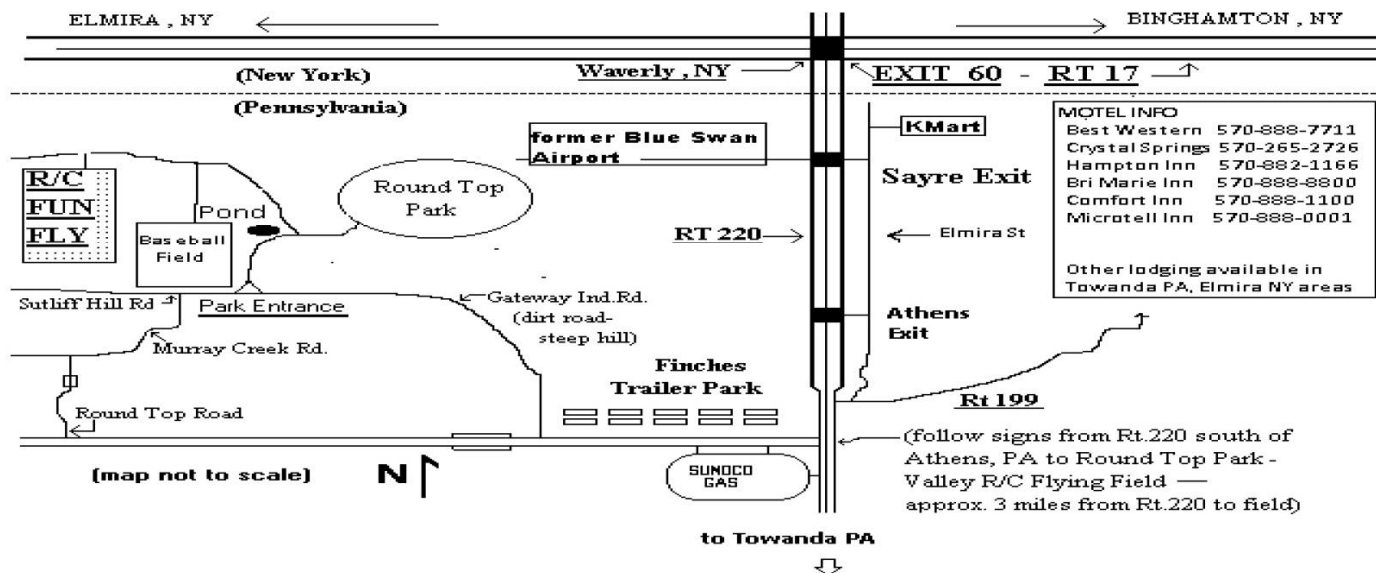
Free Camping (no hook-ups) - Saturday Picnic Supper

***HELP US CELEBRATE 43 YEARS HOSTING
CONTESTS AND 50 YEARS AS A CLUB !***

For information – contact
Valley R/C Model Club – CD–Dan Luchaco
605 Stevenson St Sayre PA 18840
ph (570) 888-1856 or cell (607) 481-4541
email pafflyer23@stny.rr.com



WWW.VALLEYRCPA.COM



VALLEY R/C FUN FLY INFO

Entry Fee - \$25 – Junior \$15 (entry includes 1 picnic meal)

Additional Picnic Meals are \$12 adults and \$6 under age 12

Events announced day of contest – a mixture of point and timed Fun Fly Events. Overall awards by Class based on event placement points.

3 Classes of Fun Fly Contest Events

***EXPERT FUN FLY** – No plane/pilot restrictions except no stick/boom aircraft allowed.

***SPORTSMAN FUN FLY** – No mixing, no stick/boom aircraft.

***JUNIOR FUN FLY** – (same as Sportsman) + pilot age 16 or less

(profile planes allowed in all classes per AMA Rule 705 specs)

Open Flying for any size/type plane or helicopter.

WWW.VALLEYRCPA.COM

John Maggs Memorial Fun Fly

**Maalwyck Park, Scotia NY
August 1 & 2, 2015 / Sat & Sun**

Hosted By:

The Electric Powered Aeromodelers

Spectators Welcome!

- Saturday 9a-5p & Sunday 9a-1p.
- Free parking and admission.
- Join the fun of quiet, clean, electric powered flying, or just come and watch as the newest in R/C model aircraft and some old favorites take to the sky.
- All electric powered models welcome from slow flyers and gliders to helicopters and ducted fan jets.
- Raffles on both days.
- Experience assisted RC flying on a real RC trainer for age 12 and up (conditions permitting).

More Information:

Days: Ed Buell (518) 384-0413

Eves: John Hackert (518) 381-4847

Web: epaclub.org

Email: jhackert@localnet.com

Pilot Information:

- Current AMA membership required.
- Electric power or gliders only.
- No maiden flights.
- Grass landing strip.
- \$10.00 registration fee covers either or both days.
- Free raffle ticket for pilots each time you fly.

Directions:

Take NYS Thruway (I- 90) to Exit 26. Follow signs to Route 5, village of Scotia. Turn right onto Route 5 East. Continue to next traffic light. Just after light turn right into Maalwyck Park (opposite the industrial park).

GPS: 42.832570, -73.986973

Google Map: [Maalwyck Park](#)



Gold Leader Club

Binghamton Aeros 30th Annual
Giant Scale Fun-Fly



August 8 - 9, 2015

Chenango Bridge Airport, NY

Sat 10am - 5pm

Sun 10am - 3:30pm

\$10 Landing Fee

Don't Miss This One! Fly from a Full Scale Grass Runway with Wide Open Flying Area. This Event is Open to All Giant Scale Aircraft*. Lots of Great Pilot Prizes. Overnight Hanger Storage Available. Onsite Camping Sites (No Hookups). Early Arrivals on 7 Aug Welcome. Preregister at RCFlightDeck.com.

Event in Support of Southern Tier Veterans Support Group

* 80" Wingspan min for Monoplanes, 60" Ws min for Biplanes, or at least 1/4 Scale if smaller.

Thanks to our Sponsors:



For Additional Info visit <http://binghamtonaeros.wildapricot.org/>
 or Contact CD Tony Jensen tjraven@frontier.com, 607-648-9314



AMA Sanction # 15-096 Field Lat & Long: 42.11.30N x 075.50.28W

AMA Sanctioned



Charter 473

S.T.A.R.S.



36th Annual

MODEL AIR SHOW



**Flying Radio Controlled Model Aircraft
at the**

STARS Field in Phoenix, NY (See map on back)



*Pilots - All types of aircraft are invited!!
If you bring it, fly it!!*

**Food & Fun for the Entire Family
50/50 Raffle & Swap Shop, too!**

Sunday, September 6, 2015

10 AM to 4:30 PM

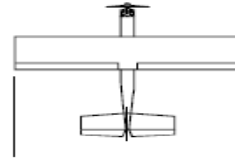
Donation of \$5.00 per car



Numerous prizes will be raffled at the Air Show - including a complete, ready-to-fly, trainer aircraft

For more information, contact Bob Rowe at 474-8428 or visit us at our website: www.amadistrictiistars.org

S.T.A.R.S. Field Rules



1. General:

- A. License: All pilots, students, and flying guests *must* have a current membership in a nationally recognized model aircraft association in order to fly. Those pilots participating in the Park Pilot Membership Program must fly models that weigh two pounds or less and be incapable of reaching speeds greater than 60 mph. They must be electric or rubber powered, or of any similar *quiet* means of propulsion.
- B. Spectators: Only those people essential to flight operations will be permitted in the pit area; all others will remain on the spectator side of the fence. Impound: All pilots, students, and flying guests must place their transmitter(s) in the impound area immediately upon arriving at the field.
- C. Vehicles: Vehicles will not be permitted on the flying field.
- D. Crash Debris: Pilots must retrieve all pieces of their aircraft after a crash. Particularly, attention must be made to obtaining all pieces of aircraft that land in the neighboring fields under cultivation.
- E. Trash: All members will take home their own trash.
- F. Alcoholic Beverages: Members will not consume alcoholic beverages prior to, nor during, participation in any *modeling* operations.
- G. Smoking: Smoking will not be permitted in the pit area or on the flight line.
- H. Mowing: Flying on the field will not be permitted if the field is being mowed or maintained.
- B. Guests may fly at the field only with the approval of a member in good standing and only as long as a sponsoring member *remains at the field*. Guests will not fly unattended.
- C. A local guest will be allowed to fly at the field on three (3) separate occasions and then will be asked to join the Club.
- D. An out-of-town guest may make arrangements with the Club to fly at the field while visiting the area. The Club Officers and the Safety Officer will handle each out-of-town visitor on a case-by-case basis.
- E. *All guests are required to extend every courtesy to current members sharing the same flying frequency*. But when there is a conflict over who shall fly, the Club member will have the first option to fly. Both the guest and the members should use common sense while sharing the flight line or using the same radio frequencies.

6. RC Aircraft Utilizing “First Person View” Systems (AMA Document 550):

2. Transmitters:

- A. Frequency Control (*For non 2.4 GHz transmitters only*): All members, students, and guests *must make use of the field frequency control system*. Each pilot will obtain the correct frequency flag (or pin) from the impound board and attach it to his/her transmitter before attempting to fly.
- B. Range Checks: Each pilot will conduct a successful radio equipment ground range check before flying a new or repaired aircraft and prior to each flying session.

3. Engines:

- A. All internal combustion engines run at the field will have a silencer (except for small displacements of .09 cubic inches or less).
- B. When running an engine in the pits, keep neighboring personnel behind the prop arc.

4. Flying:

- A. Boundaries: Flying over the pit area or the spectator side of the fence is prohibited, unless beyond the control of the pilot(s).
- B. Taxing: Taxing is prohibited in the pit area!
- C. Flying:
 - (1). Pilots will initiate their first turn after takeoff away from the pit and spectator areas.
 - (2). Engines will not be started before 9 AM Monday through Saturday and 11 AM on Sunday (**electrics may start at 10 AM**), unless approved by the Event Director.
 - (3). No more than three aircraft will be permitted in the air at one time.
 - (4). All flying will be conducted from the designated flight boxes.
 - (5). Hand launching of aircraft is prohibited from the pits.
 - (6). Flight operations will cease during electrical storms.

5. Guests:

- A. All guests must have a current membership in a nationally recognized model aircraft association in order to fly.

A. GENERAL:

- (1). FPV flying of radio control model aircraft by AMA members is allowed only for noncommercial purposes as a hobby/recreational and/or competition activity.
- (2). All FPV flights must be conducted in accordance with AMA's current National Model Aircraft Safety Code and any additional rules specific to the flying site/location.

B. OPERATIONS – REQUIREMENTS - LIMITATIONS:

- (1). AMA FPV novice pilots must use a buddy-box system with an FPV spotter while learning to fly FPV.
- (2). All FPV flights require an AMA FPV pilot to have an AMA FPV spotter next to him/ her maintaining VLOS with the FPV aircraft throughout its flight.
- (3). The FPV pilot must brief the FPV spotter on the FPV spotter's duties, communications and hand-over control procedures before FPV flight.
- (4). The AMA FPV spotter must communicate with the FPV pilot to ensure the FPV aircraft remains within VLOS, warning the FPV pilot of approaching aircraft, and when avoidance techniques are necessary.
- (5). The FPV spotter may at any time during an FPV flight acquire the transmitter from the FPV pilot and assume VLOS control of the aircraft.
- (6). If the FPV pilot experiences a problem due to a loss of video link, orientation, or is unable to safely fly, he/she must abandon FPV mode and fly VLOS or pass the RC transmitter to the FPV spotter to assume VLOS control of the aircraft.
- (7). Before initial FPV flight and after any flight system changes or repairs, FPV model aircraft must be test flown by conventional VLOS to determine that flight systems are working properly.
- (8). FPV model aircraft must use frequencies approved by the FCC for both the RC system and the wireless video system. Pilots must meet applicable FCC licensing requirements if they choose to operate the RC flight control system or the wireless video system on Amateur Band frequencies.

C. RANGE – ALTITUDE – WEIGHT – SPEED:

- (1). One of the requirements in Federal Law (Public Law 112-95 Sec 336 (c) (2) February 14, 2012) for model aircraft to be excluded from FAA regulations is that model aircraft be flown within VLOS of the operator.
- (2). Model aircraft flown using FPV must remain at or below 400 feet AGL when within 3 miles of an airport as specified in the AMA Safety Code.
- (3). Model aircraft flown FPV are limited to a weight (including fuel, batteries, and onboard FPV equipment) of 15 lbs. and a speed of 70 mph.

STARS

Field Protocol

Dedicated to responsible
RC fun with safety by
choice, not chance.

1. General:

- A. Civil and courteous behavior is required at the field at all times.
- B. Safety is paramount and everyone's business. Use common sense in all matters.
- C. It is strongly recommended that you do not fly alone.
- D. Learn where the First Aid station is located and inform the Field Committee if material has been issued from it.
- E. When opening or closing combination locks, *always* set the wheels to 0000.
- F. Last member out must close and lock the refrigerators, pavilion, and main gate.
- G. Cell phones are not to be used on the flight line or in the pavilion near the transmitters.

2. Engine Courtesy:

- A. Long term tuning and initial break-in should be conducted away from the pits and spectators (usually at the engine break-in stand).
- B. Do not direct prop wash at other modelers, their aircraft, equipment, or bystanders behind the pit fence. Kindly inform those bystanders near the fence that you intend to start an engine before you do so.

2. Flying Courtesy:

- A. Any person wishing to enter an active flying field or runway to cross same or to retrieve an aircraft, must loudly announce their intention to all fliers on the flight line.
- B. A "landing" aircraft has the right of way over an aircraft "taking-off".
- C. A "dead stick" aircraft has the right of way over all others.
- D. All take-off and landing attempts must be announced to other pilots on the flight line. Take-offs are normally announced by saying "taking off", and landings are announced by saying "landing" or coming in". Dead stick landings are announced clearly to all pilots in the pits and on the flight line by saying "dead stick".
- E. A pilot having difficulty in controlling his/her aircraft must announce to all in the pits and on the flight line that he/she is experiencing radio or mechanical problems. Pilots on the ground preparing to fly will turn off their transmitters and wait for the problem to be resolved before continuing to fly. Fliers in the air will stay clear of the aircraft in distress and will land, if possible, as long as it does not contribute to the crisis. All personnel near the pit area must be alerted to the situation.
- F. If a crash occurs on the field or in the pits, all flying will stop until the accident has been investigated and the debris has been cleared from the field.
- G. Normal flight duration is 10 minutes. Obviously, flight time may be extended if there are no other pilots waiting to fly or waiting for a particular radio channel.
- H. When you have finished flying, please return your transmitter to the impound.

3. Good Earth Policy:

- A. Place recyclables in the appropriate container in the pavilion.
- B. Turn off all pavilion lights when departing the field for the night.
- C. The field does not have a trash removal service. If you carry anything to the field, carry it back out.
- D. If a pilot or guest brings a pet to the field, he/she will be responsible for supervising the animal's conduct while at the field. Please observe all appropriate Field Rules.
- E. If you smoke, please place all cigarette butts in the butt cans in the field.
- F. Do not throw cans or bottles or any other trash in the outhouse pits.
- G. DO NOT DRINK THE WELL WATER. Well water is to be used for washing only.

4. Replacement Courtesy:

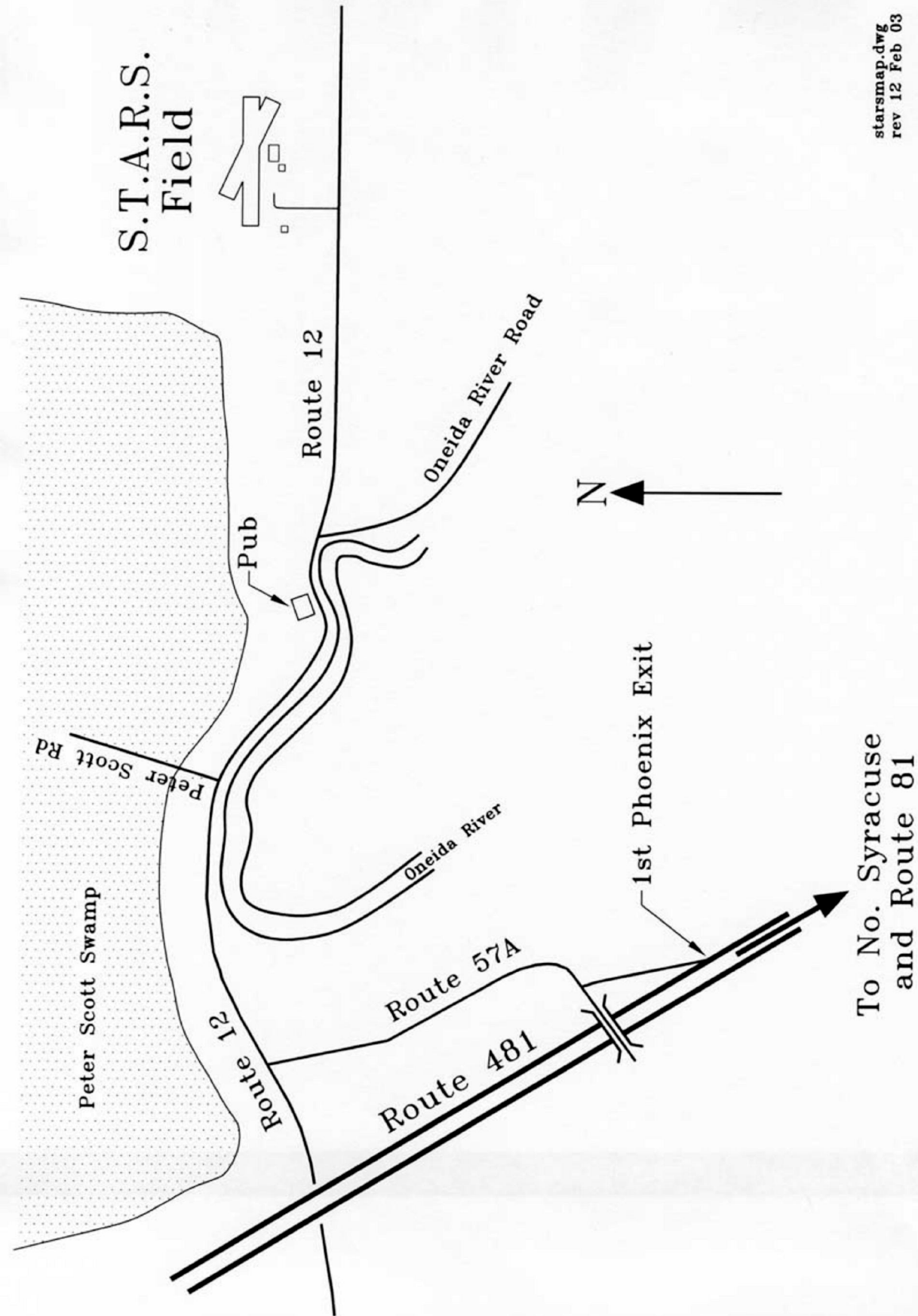
- A. Where an individual's plane or property is damaged by the actions of another individual, it will be the responsibility of the two parties to resolve the situation in an appropriate manner.

STARS POLICY REGARDING PHOTOGRAPHY

- STARS is a membership organization organized under the laws of the State of New York.
- The STARS flying field, located in Phoenix, New York, is owned by STARS, and as such, is privately owned property.
- The purpose of this policy is to limit and restrict the reproduction of images, in any form, of the STARS property and the activities which occur thereon.
- While the STARS property is privately owned, members, guests, and the general public are welcome at the field during published field hours of operation. Members, guests and the public must adhere to all rules imposed by STARS regarding entry upon and/or the use of STARS property, including the STARS policy on photography.
- The reproduction of images of the STARS field or the activities thereon, in any form, is a privilege and not a right.
- Except as provided below, the reproduction of images of the STARS field or activities thereon in any form, including, but not limited to film and digital still photography, and video photography in either film or digital form, is strictly forbidden.
- Violation of this policy will result in immediate expulsion of the violator from the STARS premises, and may subject the violator to criminal and/or civil sanctions and penalties.
- Members in good standing of STARS shall be exempt from the above requirements so long as any images or video produced of the STARS premises or the activities thereon are for personal and non-commercial use.
- Guests and the general public may be permitted to photograph or video the STARS property and activities thereon, but only for personal and non-commercial use, and only with the prior written consent of the Club's executive board.

Map to the STARS

starsmap.dwg
rev 12 Feb 03



Map to S.T.A.R.S. Flying Field in Phoenix, New York



Est. 1965

Syracuse Thunderbirds Aero Radio Society

Online at: <http://www.amadistrictiistars.org>



Charter 473

Membership Application Form

Date: _____

Membership: Open (\$220.00 share+dues) Extra Family member (\$30.00)
 Associate (\$75.00) Youth (< AMA age 19 - \$5.00)
 Park Pilot - Associate (\$75.00) Park Pilot - Youth (< AMA age 19 - \$5.00)

Name: _____

Address: _____

Phone: _____

AMA: _____ DOB: _____

RC Channels Used: _____

STARS Member(s) Contacted: _____

Primary Interests (Sport, Scale, Pattern, Fun Fly, etc.): _____

Other Club Affiliations: _____

Email Address (for newsletter and notices): _____

You must be a current member of the Academy of Model Aeronautics (AMA) in order to join the STARS. Please show your AMA card to the Officer given this application or include a photocopy of the application for the license.

"I have read and agree to abide by the STARS Field Safety Rules." (on back)

Submit this form to a Club Officer

Rev 04Dec13